



**AGENCE
DU NUMÉRIQUE
EN SANTÉ**

La transformation commence ici 




SNOMED CT : Session questions/réponses

26 mars 2026 | NRC français



**AGENCE
DU NUMÉRIQUE
EN SANTÉ**

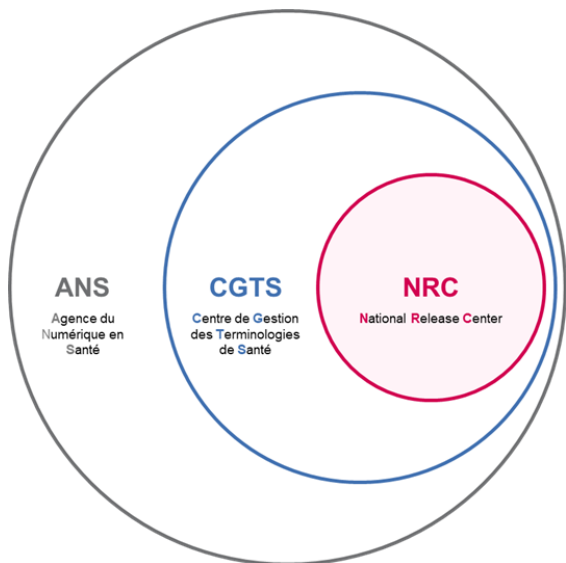
La transformation commence ici 



Introduction à la SNOMED CT

Terminologie internationale gouvernée et maintenue par SNOMED International, une association à but non lucratif.

Les **pays membres** financent l'organisation, participent aux instances de gouvernance et **contribuent activement à l'évolution de la terminologie** (nouvelles notions, corrections, retours d'usage)



Point de contact officiel
pour l'écosystème sur la
SNOMED CT



Gérer et distribuer les
licences SNOMED CT



Point de distribution
officiel pour l'écosystème
(SMT)



Assurer la conformité
aux standards des
déploiements ANS



Contribuer ou orienter
l'écosystème vers les
groupes de travaux
SNOMED CT



Traiter les retours
utilisateurs

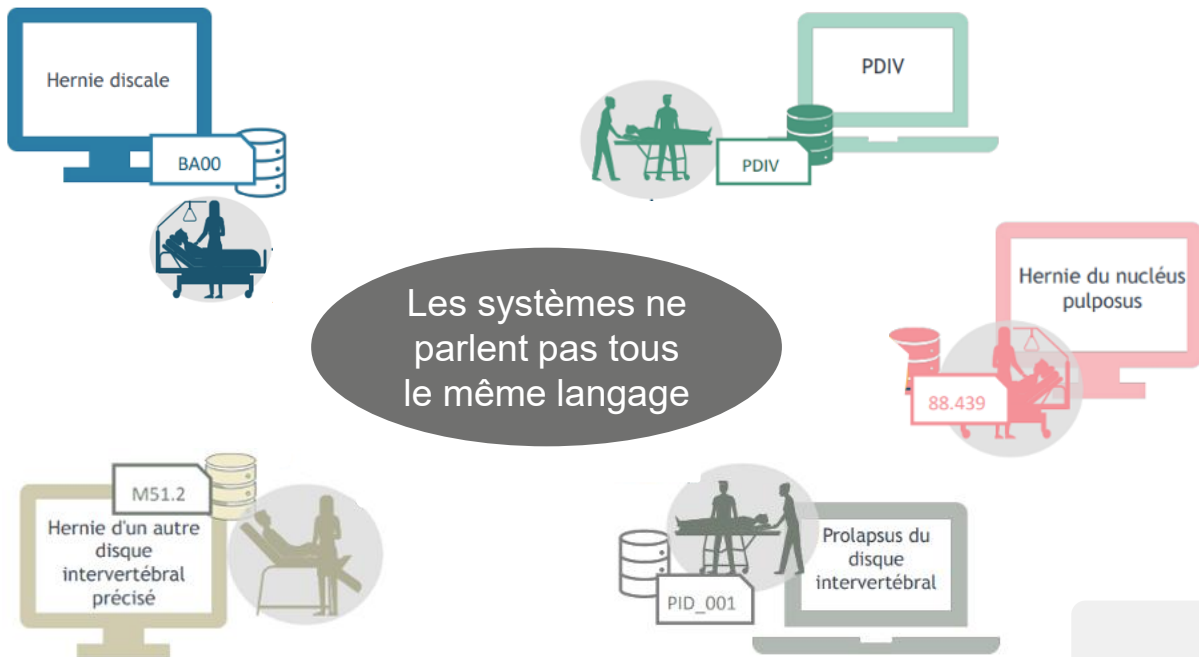


Former l'écosystème à
la SNOMED CT



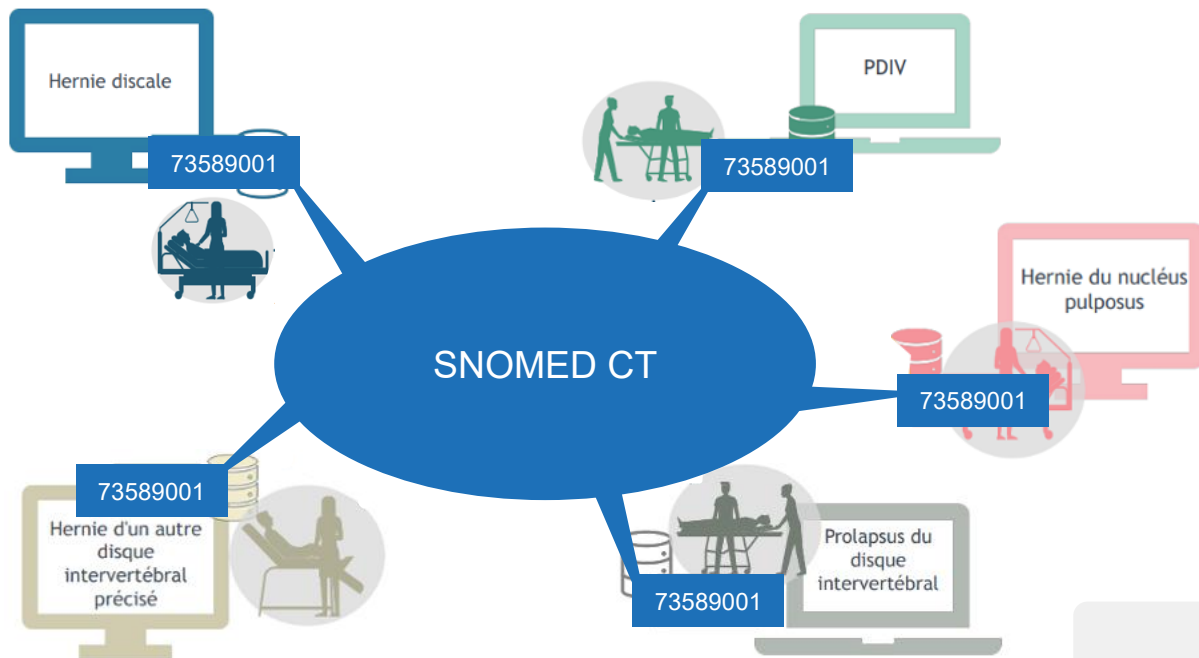
Traduire et créer du
contenu

Avantages et intérêts de la SNOMED CT

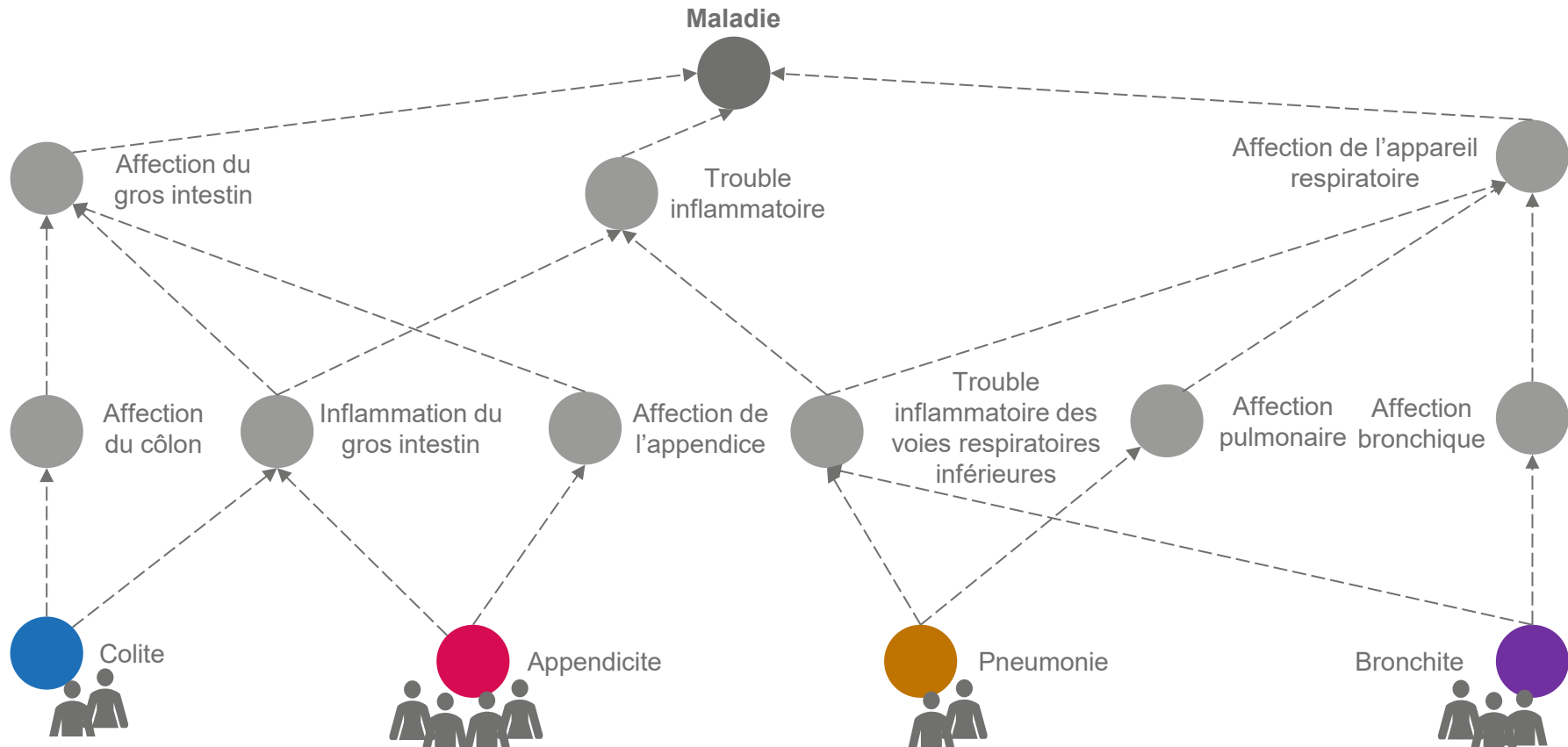


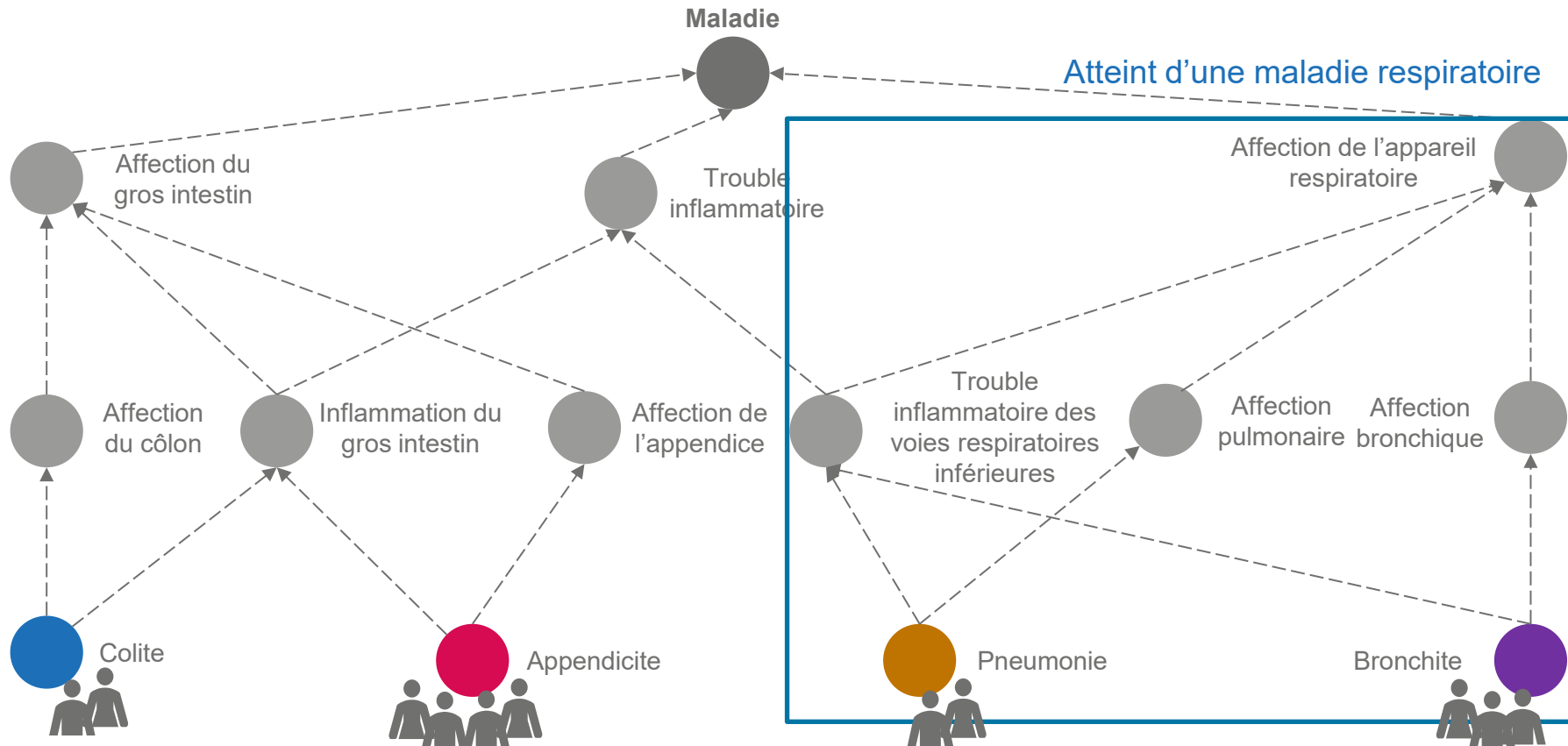
L'utilisation de la SNOMED CT est soumise à une licence gratuite

Avantages et intérêts de la SNOMED CT



L'utilisation de la SNOMED CT est soumise à une licence gratuite





Utilisation de la SNOMED CT au UK

Membre fondateur de la SNOMED Int., le Royaume-Uni a vu le développement de nombreux projets **exploitant des données de millions de patients** codées en SNOMED CT, en vue d'une **amélioration de la prise en charge**.

 Plus d'information sur l'utilisation des données au Royaume-Uni

First published study from Our Future Health data reveals findings

News - 25 June 2025

Research at the University of Edinburgh reveals that people living with chronic inflammatory conditions may have almost double the risk of mental health issues



Publication 1

Alliance Member Spotlight

Our Future Health: Driving Transparency and Impact Through Data Discoverability


2 December 2025

The Spotlight Series shines a light on the outstanding work of UK Health Data Research Alliance members who are driving progress in health data research. Through these stories, we showcase how members are advancing innovation, building trust, and delivering real-world impact for patients and the public. Each feature highlights achievements, milestones, and best practices that contribute to our shared mission: accelerating improvements in health and care through the trustworthy and responsible use of health data.





Publication 2

Open access
Original research



ADULT MENTAL HEALTH

Affective disorders and chronic inflammatory conditions: analysis of 1.5 million participants in Our Future Health

Arish Mudra Rakshasa-Loots  Duncan Swiffen, Christina Steyn, Kate F M Marwick , Daniel J Smith

Additional supplemental material is published online only. To view, please visit the journal online (<https://doi.org/10.1136/bmjopen-2025-301700>).

Division of Psychiatry, Centre for Clinical Brain Sciences, The University of Edinburgh, Edinburgh, UK

Correspondence to Dr Arish Mudra Rakshasa-Loots, Division of Psychiatry, Centre for Clinical Brain Sciences, The University of Edinburgh, Edinburgh, UK; arish.mudra@ed.ac.uk

KMM and DS contributed equally.

Received 26 March 2025
Accepted 27 April 2025

ABSTRACT Chronic inflammation is associated with psychiatric disorders. If inflammation is linked mechanistically to mental health, people living with chronic inflammatory conditions may experience mental health issues at higher rates than others.

Objective To test this hypothesis, we analysed data from 1 563 155 adults living in the UK within the newly launched UK-wide Our Future Health research cohort.

Methods Participants were split between two groups: people with self-reported lifetime diagnoses of six autoimmune conditions (n=27 800) and those without these diagnoses (n=1 525 347).

Findings Lifetime prevalence (95% CI) of self-reported lifetime diagnoses of any affective disorder (depression, bipolar disorder/anxiety) was significantly higher (p<0.001) among people with autoimmune conditions (28.8% (28.4% to 29.3%) than in the general population (17.5% (17.8% to 18.0%)), with similar trends observed for individual affective disorders. Prevalence of current depressive symptoms (9-item Patient Health Questionnaire (PHQ-9) ≥10; 18.6% vs 10.5%) and current anxiety symptoms (7-item Generalised Anxiety Disorder Scale (GAD-7) ≥8; 19.9% vs 12.9%) was also higher among people with autoimmune conditions. Odds of experiencing affective

WHAT IS ALREADY KNOWN ON THIS TOPIC

⇒ Chronic inflammation is linked to an increased risk for psychiatric disorders. In the absence of direct measurements of inflammation, the presence of an autoimmune condition may be considered an indirect indicator of exposure to chronic inflammation.

WHAT THIS STUDY ADDS

⇒ Using a large research cohort representative of the UK population, we find that the risk for affective disorders (depression, bipolar disorder and anxiety) is nearly twice among people with autoimmune conditions compared with the general population. The risk for affective disorders is also greater in women than in men with the same physical health conditions.

HOW THIS STUDY MIGHT AFFECT RESEARCH, PRACTICE OR POLICY

⇒ Regular screening for mental health conditions may be integrated into clinical care for people who are diagnosed with autoimmune diseases, and especially women with these diagnoses, to enable early detection of affective disorders and delivery of tailored mental health interventions.



Publication 3

France

- Adhésion en **octobre 2023**
- 173 jeux de valeur du CI-SIS basés sur la SNOMED CT

Dynamique Européenne

- **Projets européens** à horizon 2029 (EEDS)

Exemples pour la synthèse patient (EEDS) – Travaux en cours :

Domaine	Terminologie
Identification, description du patient	SNOMED CT, HL7
Grossesse	SNOMED CT
Examens / investigations	SNOMED CT, HL7, UCUM
Descriptions des examens / investigations	SNOMED CT, LOINC, NPU
Problèmes cliniques	SNOMED CT, CIM-10
Descripteurs des problèmes cliniques	SNOMED CT, HL7
Substances et médicaments	SNOMED CT, ATC, EMA PMS, EMA OMS
Descripteurs des prescriptions de médicaments	SNOMED CT, UCUM, EDQM, ATC
Dispositifs médicaux et implants	SNOMED CT, EMDN
Procédures / actes médicaux	SNOMED CT
Descripteurs des procédures	SNOMED CT



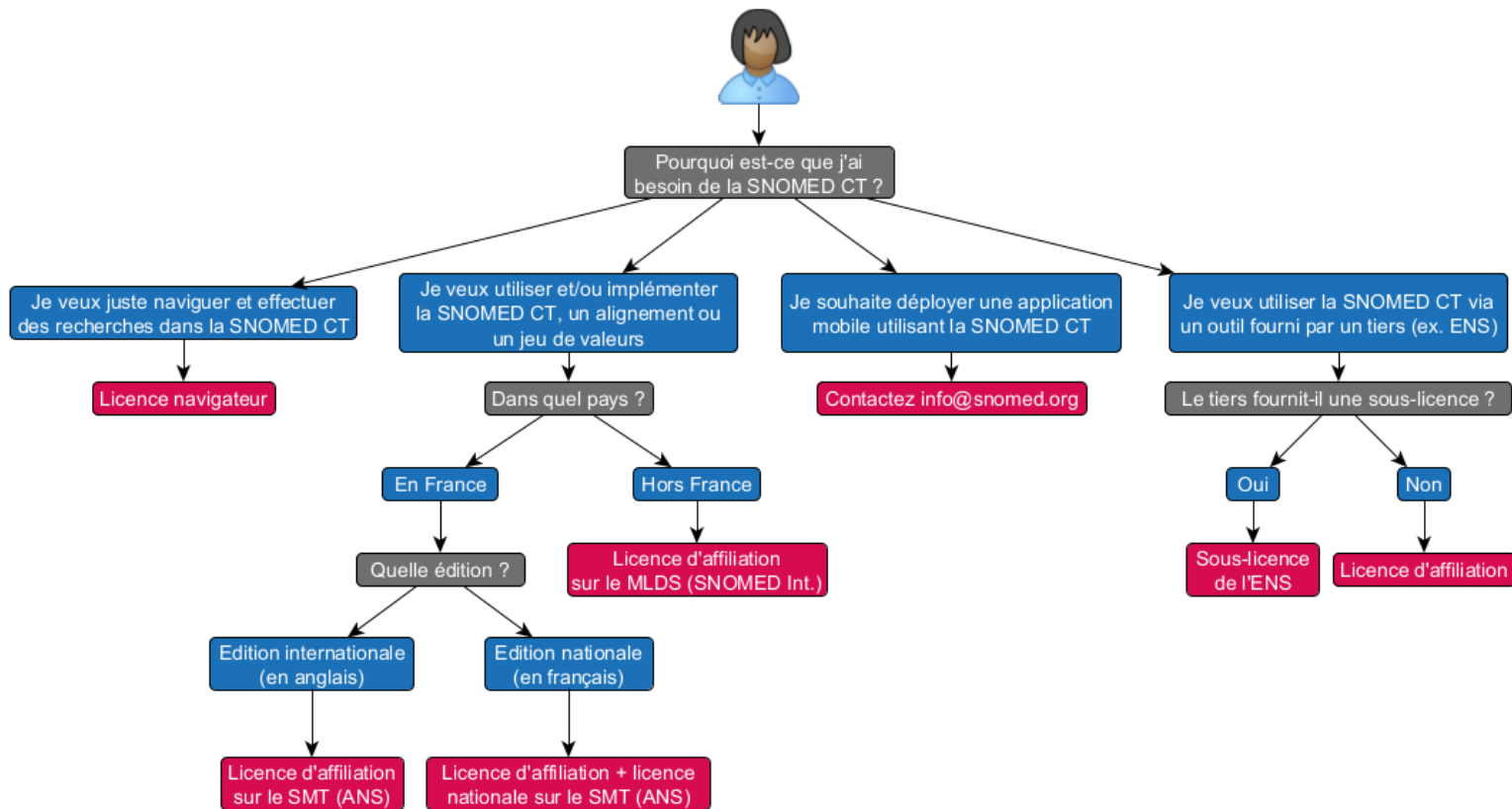
**AGENCE
DU NUMÉRIQUE
EN SANTÉ**

La transformation commence ici 



Conditions & Modalités d'accès

Conditions d'utilisation



SMT



MLDS



Navigateur (édition int. & FR)

Recherche, navigation, requêtes ECL



Navigateur

Navigateur Daily build (édition int. & FR)

Recherche, navigation, requêtes ECL



Daily build



SMT (édition int.)

Téléchargement, gestion de la licence, accès via API FHIR



SMT

SMT (édition FR)

Recherche, navigation, téléchargement, gestion des licences, accès via API REST & API FHIR



**AGENCE
DU NUMÉRIQUE
EN SANTÉ**

La transformation commence ici 



Liens entre éditions nationale et internationale



Édition internationale Anglais

Evolution du contenu pour répondre à des besoins internationaux

Exemple : Ajout d'une structure anatomique

Maintenue par **SNOMED Int.**

Demande de modification **NRC**

Mise à jour par **SNOMED Int**



Dépendante
de



Édition nationale Français (traduction officielle)

Evolution du contenu pour répondre à des besoins nationaux

Exemple : Ajout d'un concept utile uniquement en France

Maintenue par **NRC**

Demande de modification **NRC**

Mise à jour par **NRC**

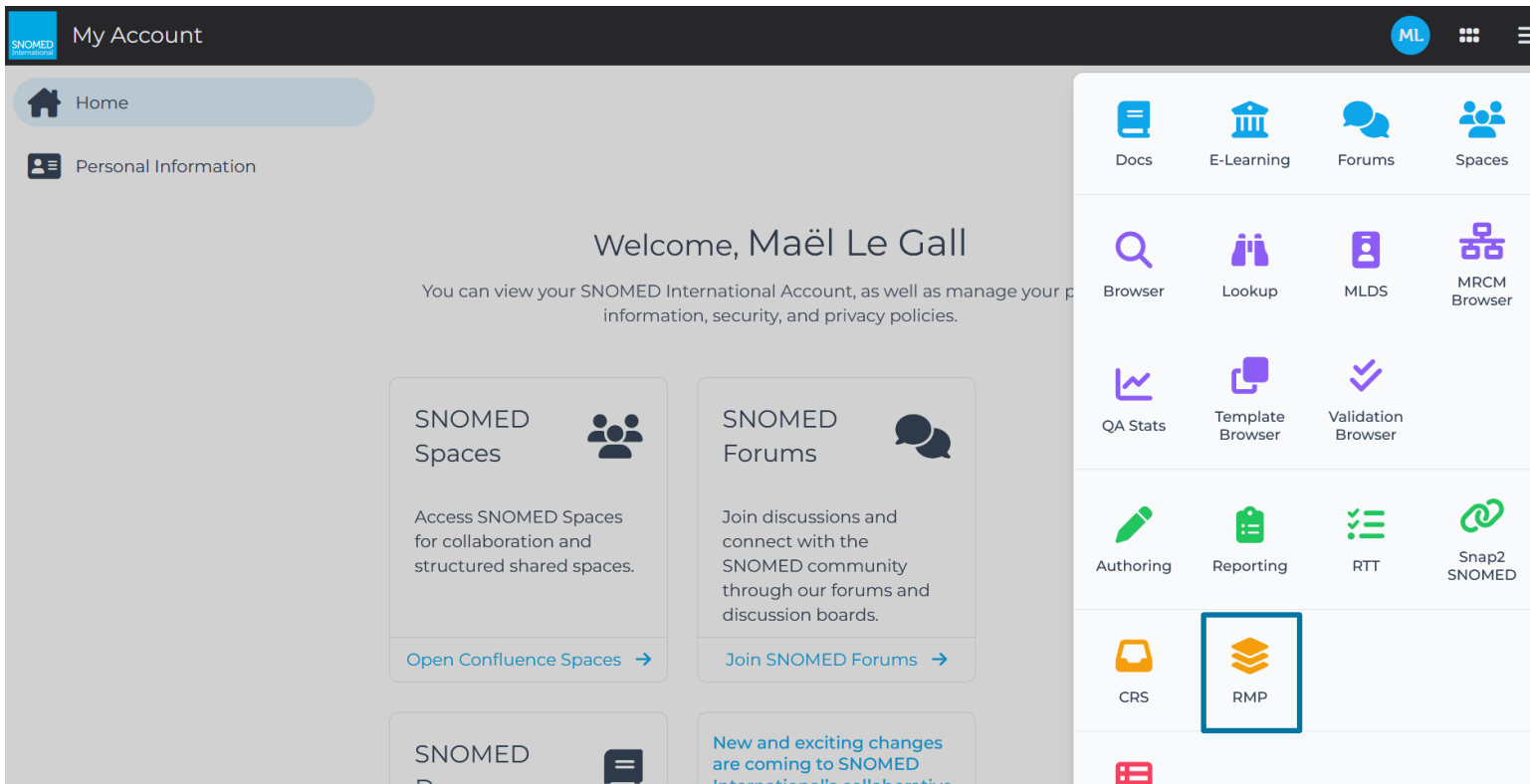


**AGENCE
DU NUMÉRIQUE
EN SANTÉ**

La transformation commence ici 



Portail RMP – Request Management Portal



My Account

Home

Personal Information

Welcome, Maël Le Gall

You can view your SNOMED International Account, as well as manage your personal information, security, and privacy policies.

SNOMED Spaces
Access SNOMED Spaces for collaboration and structured shared spaces.
[Open Confluence Spaces →](#)

SNOMED Forums
Join discussions and connect with the SNOMED community through our forums and discussion boards.
[Join SNOMED Forums →](#)

SNOMED

New and exciting changes are coming to SNOMED International's collaborative...

Docs E-Learning Forums Spaces

Browser Lookup MLDS MRCM Browser

QA Stats Template Browser Validation Browser


Authoring Reporting RTT Snap2 SNOMED

CRS RMP



Icône non présente sans demande d'accès au RMP

 **Tableau de bord SNOMED CT**

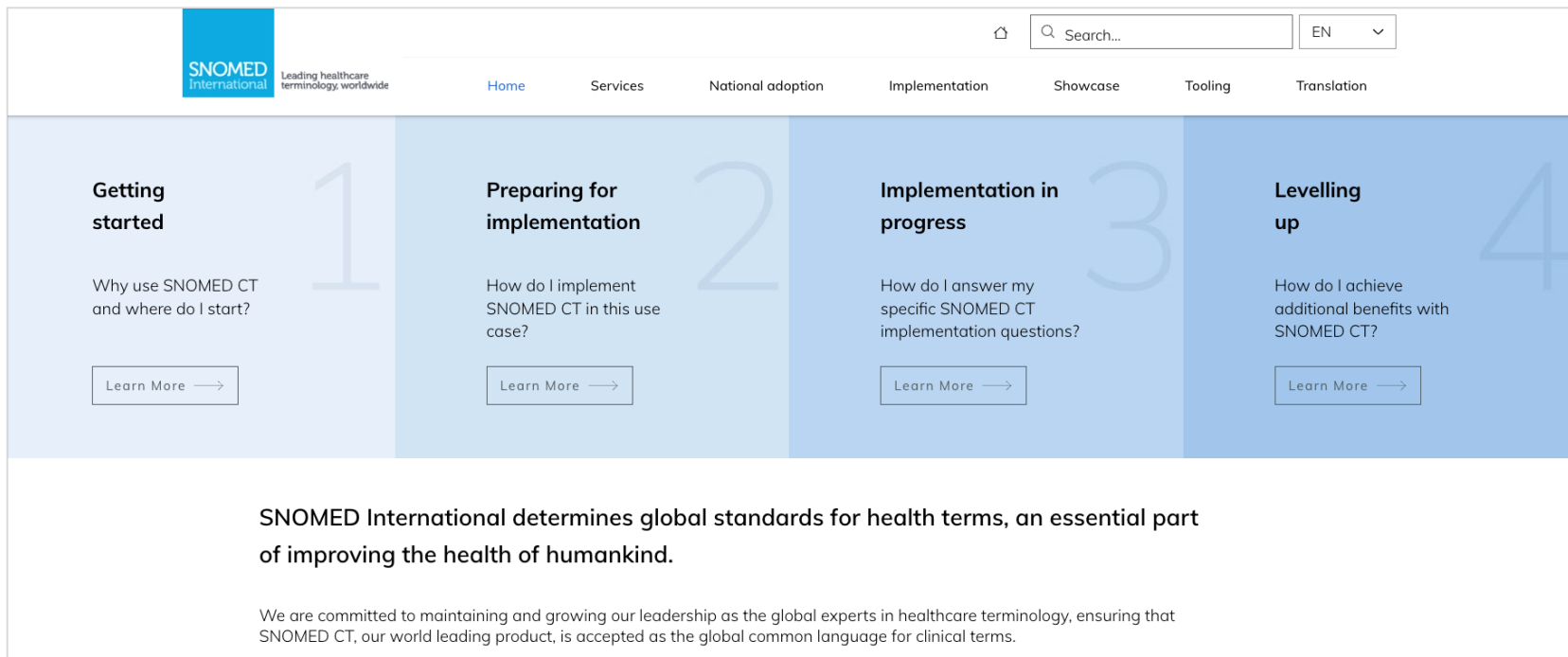
 Portail de gestion des demandes

← BACK Nouvelle demande

Résumé *	Type
<input type="text"/>	<input type="text" value=""/>
Language Refset	Context Refset
<input type="text"/>	<input type="text"/>
Justification	
<input type="text"/>	
Référence	
<input type="text"/>	



RMP



The screenshot shows the SNOMED International website's implementation support portal. At the top left is the SNOMED International logo with the tagline "Leading healthcare terminology, worldwide". To the right is a search bar and a language dropdown menu set to "EN". Below the logo is a navigation menu with links for Home, Services, National adoption, Implementation, Showcase, Tooling, and Translation. The main content area features a four-step process:

- Getting started** (Step 1): "Why use SNOMED CT and where do I start?" with a "Learn More" button.
- Preparing for implementation** (Step 2): "How do I implement SNOMED CT in this use case?" with a "Learn More" button.
- Implementation in progress** (Step 3): "How do I answer my specific SNOMED CT implementation questions?" with a "Learn More" button.
- Levelling up** (Step 4): "How do I achieve additional benefits with SNOMED CT?" with a "Learn More" button.

Below the steps, a text block states: "SNOMED International determines global standards for health terms, an essential part of improving the health of humankind." followed by a paragraph: "We are committed to maintaining and growing our leadership as the global experts in healthcare terminology, ensuring that SNOMED CT, our world leading product, is accepted as the global common language for clinical terms."



<https://www.implementation.snomed.org/>

Framework de maturité de l'implémentation

SNOMED Implementation Maturity Dashboard

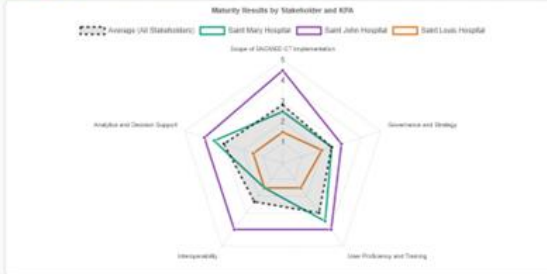
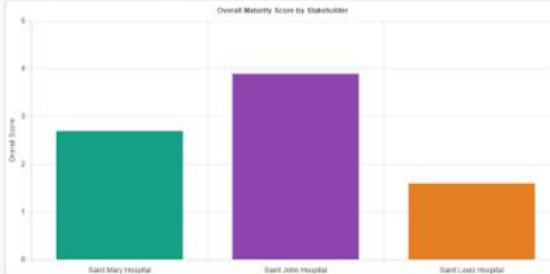
Results from the Maturity Assessment Tool

3 assessments loaded

Stakeholders: User Organization

Average Score: 2.7

Average Level: Emerging



Summary of Maturity Assessment Data

Stakeholder Type	Stakeholder Name	Maturity Score	Location
User Organization	Saint Mary Hospital	2.7 - Limited	New York, United States
User Organization	Saint John Hospital	3.9 - Advanced	Philadelphia, Philadelphia County, Pennsylvania, United States
User Organization	Saint Louis Hospital	1.8 - Basic	Boston, Suffolk County, Massachusetts, United States



[Information sur le framework](#)



[Démonstration du framework](#)



[Github du framework](#)

AI Assisted Data Entry

Intelligent clinical data entry powered by AI to streamline documentation and improve accuracy.

Patient presents with acute **chest pain**. Diagnosed with acute **myocardial infarction**. Emergency **percutaneous coronary angioplasty** performed to restore blood flow. Currently prescribed **aspirin** 81mg daily and **metoprolol** for cardiac management.

Encounter Details

Configure the encounter details for this clinical session

REASON FOR ENCOUNTER

Detected Clinical Entities

AI-detected conditions, procedures, and medications

Conditions 2

Chest pain ✕

Confidence: 80%

Acute myocardial infarction ✕

Confidence: 95%

Procedures 1

Percutaneous coronary angioplasty ✕

Confidence: 95%

Medications 2

Aspirin ✕

Confidence: 96%

Metoprolol ✕

Confidence: 94%

CONDITIONS
OIRIS
Acute myocardial infarction
Chest pain
PROCEDURES
Percutaneous coronary angioplasty



MEDICATIONS
Amoxicillin 500 mg oral tablet
Metoprolol
Aspirin
ALLERGIC TO:
Penicillin - Confirmed
CDS
1 recommendation

AI Assisted Entry Encounters Timeline Problems List Decision Support Clinical Forms

Decision Support

Get medication order recommendations based on current patient conditions and medications using SNOMED CT Clinical Decision Support services.

1 recommendation(s) received

Refresh

ALLERGY ALERT: Patient has known allergy to Penicillin

SNOMED CT Allergy Check

The patient has a documented allergy to Penicillin. The prescribed medication "Amoxicillin 500 mg oral tablet" contains this substance as an active ingredient. Please review the patient's allergy history before administering this medication.



GitHub

Sur le site de l'ANS, **chaque utilisateur trouve les ressources dont il a besoin selon son profil** (formations, documents...). Des tableaux indiquent aussi, pour chaque profil, si une thématique est recommandée, optionnelle ou non indispensable pour utiliser la terminologie.

Chaque ressource peut être recommandée (🟩), optionnelle (🟨) ou non essentielle (🟥) selon votre profil.

Entreprises du Numérique en Santé

Activités	Starter Tutorial	Foundation	Implementation	Authoring Level 1	Authoring Level 2	Terminology services
Vendeurs	🟩	🟨	🟥	🟥	🟥	🟥
R&D	🟩	🟩	🟨	🟨	🟥	🟨
Développement et implémentation	🟩	🟩	🟩	🟥	🟥	🟩



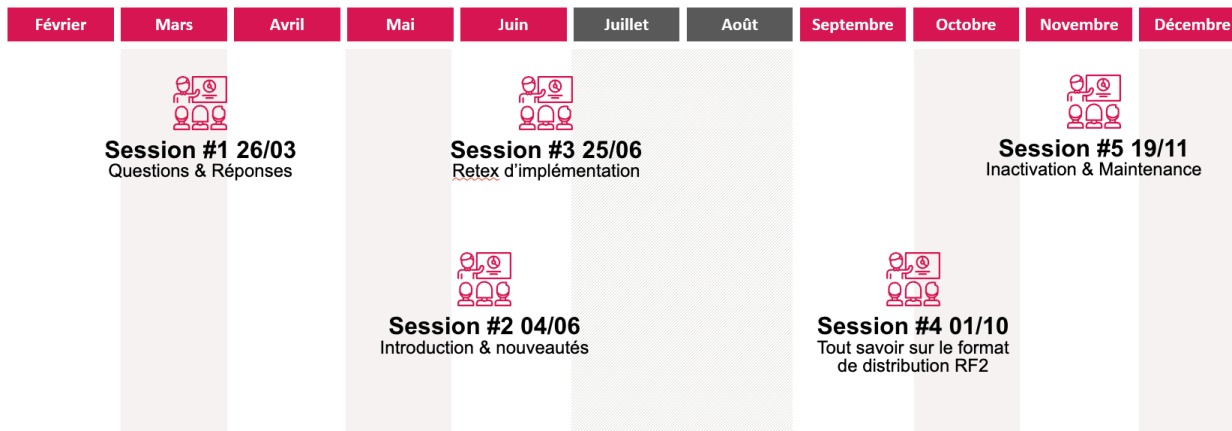


Replay des formations SNOMED CT




Liens des clips

Planning formation 2026



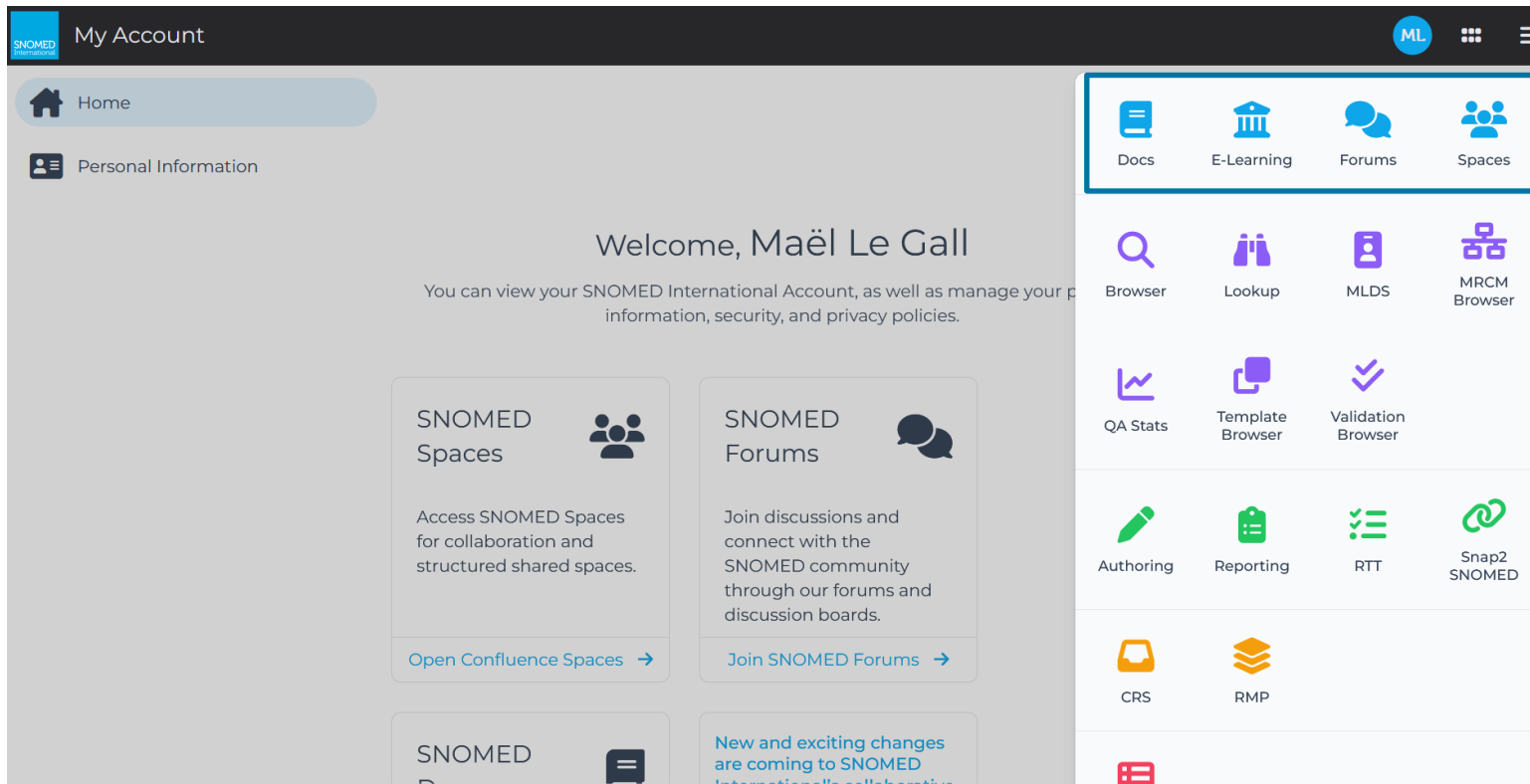


**AGENCE
DU NUMÉRIQUE
EN SANTÉ**

La transformation commence ici 



Documentation & Liens




My Account ML ☰

Home

Personal Information


Welcome, Maël Le Gall

You can view your SNOMED International Account, as well as manage your personal information, security, and privacy policies.

SNOMED Spaces 

Access SNOMED Spaces for collaboration and structured shared spaces.

[Open Confluence Spaces →](#)

SNOMED Forums 

Join discussions and connect with the SNOMED community through our forums and discussion boards.

[Join SNOMED Forums →](#)

Docs

E-Learning

Forums

Spaces

Browser

Lookup

MLDS

MRCM Browser

QA Stats

Template Browser

Validation Browser

Authoring


Reporting

RTT

Snap2 SNOMED

CRS

RMP

SNOMED  [New and exciting changes are coming to SNOMED International's collaborative...](#)



**Tableau de bord
SNOMED CT**



Plateforme e-learning



SNOMED Doc



Documentation ANS



SNOMED Spaces



Portail d'aide à
l'implémentation



Welcome to SNOMED Forums

Connecting the SNOMED CT Community through open discussion and knowledge sharing.

For direct assistance with SNOMED International products, services, or events, contact info@snomed.org.

To request additions, updates, or removal of content within SNOMED CT, please contact your National Release Centre. If you are in a non-member country, please send information to info@snomed.org.

categories > tags > Categories Latest Hot



SNOMED International Announcements & News

What's new at SNOMED International



SNOMED Groups

In this category, various SNOMED International user groups have...



Clinical Reference Groups

Forums for discussions between clinicians focused on specific...



Briefing Notes

Briefing notes published by SNOMED International for...



Using SNOMED CT

Welcome to the Using SNOMED CT Forum!



General

Create topics here that don't fit into any other existing category.



Technology & Software


Discussions about SNOMED International tools or SNOMED...



SNOMED Forum





La transformation commence ici 



esante.gouv.fr

Le portail pour accéder à l'ensemble des services et produits de l'agence du numérique en santé et s'informer sur l'actualité de la e-santé.



@esante_gouv_fr



[linkedin.com/company/agence-du-numerique-en-sante](https://www.linkedin.com/company/agence-du-numerique-en-sante)



ans-terminologies@esante.gouv.fr